


PRESENTING A NEW LEVEL OF LIFESTYLE
AT THANE.



DEDHIA
Elita
OFF GHODBUNDER ROAD, THANE

THE GROUP
CREATING PREMIUM STRUCTURES
THROUGH CONTINUOUS INNOVATION.



ADHERENCE TO VALUES, ETHICS, QUALITY AND INTEGRITY
HAS MADE US SET NEW BENCHMARKS CONSISTENTLY IN THE
REAL ESTATE INDUSTRY SINCE LAST FOUR DECADES.

LIFESTYLE ABODES
A BELONGING SO GREAT
YOU WOULD KEEP PRAISING FOREVER.



22 STOREYED LIFESTYLE TOWER
PREMIUM 1, 2 & 3 BHK A/C HOMES - A PROJECT THAT
DEFINES THE WAY LIFE SHOULD BE, THE WAY LUXURY HAS TO
FLOW HARMONIOUSLY.



FOR THE PRIVILEGED ONES.
AN ADDRESS THAT'S AT PAR.

AIR-CONDITIONED HOMES
COMFORT IS IN THE AIR.



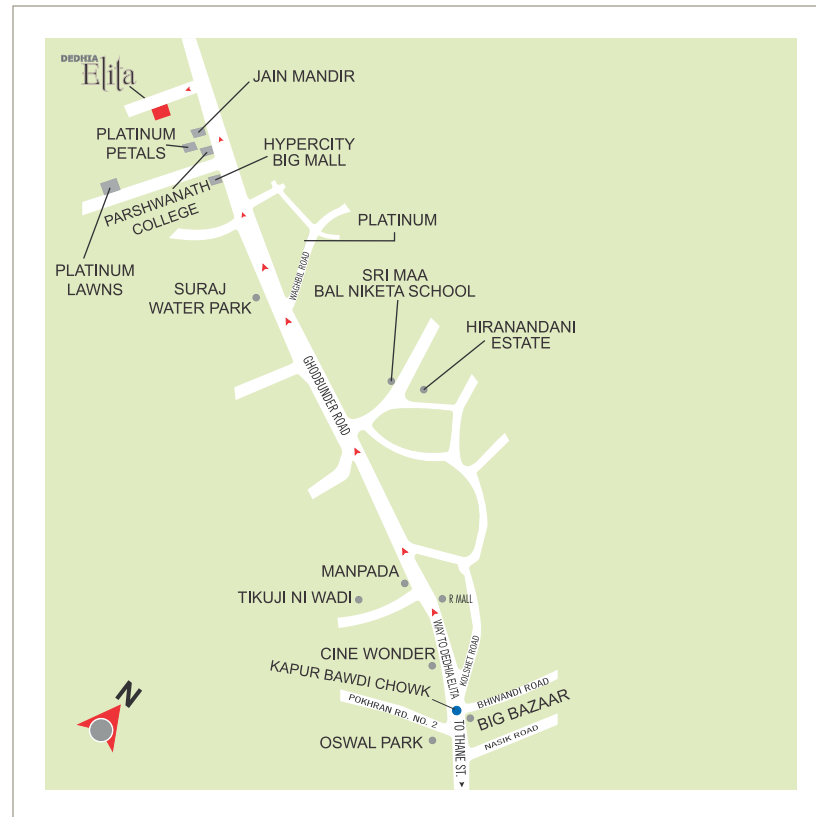
HERE'S THE SERENE LIFE. TO COMPLEMENT THE LIFE OUTSIDE YOUR HOME. FOSTER A SENSE OF YOUR INNER CALM WITH AIR-CONDITIONER IN YOUR BEDROOMS.

STYLISH DECKS WITH A HILLSIDE VIEW
ENJOY A VIEW OF TRANQUILITY. EVERY DAY.



OVERLOOKING A PANORAMIC VIEW OF THE NATURE, EVERY SUNDECK AT DEDHIA ELITA SETS THE TONE FOR A RELAXING AND REFRESHING EVENING.

GHODBUNDER ROAD, THANE
EVEN FROM A BIRD'S EYE VIEW,
THE LOCATION IS A HIGHLIGHT.



LOCATED AT GHODBUNDER ROAD, DEDHIA ELITA IS A FANTASTIC PLACE SET AMIDST A SERENE ENVIRONMENT AND ALL THE NATURAL BEAUTIES. MOREOVER, IT IS WELL-CONNECTED TO ALL MAJOR PARTS OF MUMBAI AND NAVI MUMBAI.

A WORLD OF CONVENIENCE
AT AN ARM'S LENGTH,
ALL CONVENIENCES BECKON YOU.

BUS TRANSPORT: REGULAR FREQUENCY OF BUSES TO THANE RAILWAY STATION (9 KMS.) | BEST BUSES BETWEEN THANE VIA MIRA ROAD | KDMT BUSES BETWEEN KALYAN AND THANE

SHOPPING MALL / COMPLEXES: HYPERCITY - 0.5 KM. | R-MALL - 4 KMS. (ICE SKATING) | BIG BAZAAR - 5.5 KMS. | CINE WONDER MULTIPLEX & MALL - 5 KMS. | VIVA CITY MALL - 7 KMS.
HOTELS: VIHANG INN - 5 KMS. | FORTUNE LAKE CITY - 7 KMS. | SATKAR RESIDENCY - 8 KMS. | UNITED 21 (DISCOTHEQUE) - 7.5 KMS.

EDUCATION INSTITUTIONS: PARSHVANATH ENGINEERING COLLEGE - 0.4 KM. | MUCHHALAYA POLYTECHNIC INSTITUTE - 1 KM. | INSTITUTE OF BUSINESS MANAGEMENT STUDIES | SCHOOLS AND PRE-SCHOOLS IN THE VICINITY OF 0.5 TO 2 KMS.

HOSPITALS: OM SAI HOSPITAL - 1 KM. | JUPITER HOSPITAL - 7 KMS. | KEVALYA HOSPITAL - 3 KMS. | VEDANT HOSPITAL - 0.2 KM.
BANKS: BANKS & ATMS IN NEARBY VICINITY OF 0.5 KM.
IT PARKS: G-CORP IT PARK - 0.4 KM.

TEMPLES: FAMOUS JAIN MANDIR (PARSHVANATH) - 0.2 KM. | BALAJI TEMPLE - 1 KM. | SHIVA TEMPLE - 1.5 KM.
GARDENS: KASAR VADAWLI, 4 ACRE GARDEN NEARBY, LAKES AND PONDS IN THE VICINITY

FROM SCHOOLS AND COLLEGES TO SHOPPING AREAS AND HOTELS, EVERYTHING IS AT CLOSE PROXIMITY TO DEDHIA ELITA. SOME SEE IT AS A PLACE TO LIVE IN. WE SEE IT AS AN ADDRESS THAT EXUDES A WAVE OF CONVENIENCE.

3 THEMED GARDENS
TAKE A WALK INTO RELAXATION.



HAVENS OF REJUVENATION; THESE GARDENS GIVE YOUR MIND THE WELL-DESERVED PEACE OF MIND. ENJOY A RELAXING STROLL AT THE THEMED GARDENS. WALK INTO SPACES THAT CREATE A SANCTUARY OF PEACE.

GYMNASIUM & FITNESS CENTRE
A TREATMENT SO FINE, IT REFINES
A ROUTINE IN ROUTINE.



WITH AN UNPARALLELED GYMNASIUM & FITNESS CENTRE, YOU CAN NOW RECONNECT TO YOUR MIND, BODY AND SOUL. EXPERIENCE AND ENHANCE THE OVERALL SENSE OF EQUILIBRIUM.

CHILDREN'S ZONE WITH AMPHITHEATRE
MAKE EACH DAY SPECIAL FOR YOUR LITTLE ONE.



A LAND OF IMAGINATION. A SPACE FULL OF ZESTFULNESS. A PLACE THAT RECHARGES YOUR KIDS' MINDS! WITH AN EXCLUSIVE AMPHITHEATRE, ALLOW YOUR MIND TO BE AT PEACE TOO.

MEDITATION ZONE
CONNECT WITH YOUR SPIRITUAL SIDE.



WALK THROUGH THE ACUPRESSURE PATHWAY TO REACH THE MEDITATION AREA. WHERE YOU CAN UNWIND, INTROSPECT AND MOVE TOWARDS AN INVIGORATING EXPERIENCE FOR YOUR MIND.

GRAND ENTRANCE LOBBY
A WELCOMING LIFE.



WELCOME HOME TO LAVISHNESS. STAY ASTONISHED BY THE GRAND ENTRANCE AND THE BEAUTY OF THE LOBBY THAT SUITS YOUR TASTE FOR LUXURY.

ENTRANCE GATE WITH
WATER FOUNTAIN & BUBBLERS
STEP INTO A WORLD OF ELEGANCE.



ALLOW US TO COMPLEMENT YOUR GRANDEUR BY LETTING YOU TAKE YOUR FIRST STEPS INTO LUXURY WITH A GLORIOUS WATER FOUNTAIN AT THE ENTRANCE.

STYLISH FRENCH WINDOWS
PERFECT COMPLEMENT FOR THE
MAGNIFICENT VIEW.



TAKE A BREAK. HAVE A LOOK AT THE LAVISH VIEWS OF NATURE,
STANDING AT EVEN MORE LAVISH FRENCH WINDOWS.

MODULAR KITCHEN
DEFINED FACILITIES FOR REFINED TASTE.



A WELL-DESIGNED MODULAR KITCHEN THAT ALLOWS YOU TO
MOVE FREELY. A DESIRE FOR EVERY WOMAN.

WATER PURIFIER & PIPED GAS
ADDING VALUE TO YOUR
KITCHEN EXPERIENCE.



DEDICATED TO PROVIDING A HEALTHY LIFE, WE HAVE INSTALLED WATER PURIFIERS. AND WITH A PIPED GAS CONNECTION, YOU CAN NOW SAVE PRECIOUS KITCHEN SPACE WITH MANY OTHER ADVANTAGES.

BATHROOMS WITH BRANDED
SANITARY WARE
A TOUCH OF ELEGANT AND
SOOTHING BATH WARES.



HERES A PLACE THAT WELCOMES YOU TO REFRESH, RELAX AND REJUVENATE. AS YOUR RESIDENCE IS A BENCHMARK, WE HAVE PROVIDED YOU WITH A DESIGNER BATHROOM THATS JUST AT PAR. JUST TO GIVE YOU A REFRESHING START TO THE DAY.

VIDEO DOOR PHONE FACILITY
MODERN EQUIPMENTS FOR
WELL-GUARDED SECURITY.



INCREASE THE SECURITY IN YOUR HOME WITH AN INSTALLED INTERCOM SYSTEM & VIDEO DOOR PHONE. FOR ALL YOU KNOW, YOU CAN NOW TAKE CONTROL OF YOUR HOME.

DESIGNER FALSE CEILING
THAT WHICH IS TRULY BEAUTIFUL.



THE INNOVATIONS AND UNIQUE DESIGNS INSIDE YOUR HOMES ARE FURTHERED BY THE INSTALLATION OF A TRUE MATCH TO IT. A FALSE CEILING.



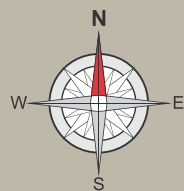
LEGEND:

- 1- MAIN ENTRY GATE
- 2- WATER FEATURE
- 3- WOODEN DECK
- 4- PAVED AREA WITH SEATING
- 5- LAWN
- 6- PLANTERS
- 7- PARKING

- 8- DRIVEWAY
- 9- PERGOLA WALKWAY
- 10- PAVILLION
- 11- PARTY LAWN
- 12- AMPHITHEATRE
- 13- PAVED AREA WITH SEATING
- 14- ENTRANCE PLAZA
- 15- PODIUM

- 16- CHILDREN'S ZONE
- 17- WATER FOUNTAIN & BUBBLER
- 18- CHILDREN'S PLAY ZONE WITH SAND COURT
- 19- CHIT CHAT AREA
- 20- PERGOLA SEATING
- 21- PAVILION FOR MEDITATION
- 22- ACUPRESSURE PATHWAY





EXTERNAL FACILITIES

- CHILDREN'S ZONE
- INDOOR GAMES (CHESS, CAROM, TABLE TENNIS, ETC.)
- GYMNASIUM & FITNESS CENTRE
- GRAND ENTRANCE LOBBY
- POWER BACK-UP FOR COMMON AREAS
- RAINWATER HARVESTING
- ENTRANCE GATE WITH WATER FOUNTAIN & BUBBLERS
- AMPHITHEATRE
- MEDITATION ZONE
- SITTING ZONE
- ACUPRESSURE PATHWAY
- DESIGNER ELEVATORS
- PERGOLA PATHWAY
- PARTY LAWN



- STYLISH DECKS WITH A HILLSIDE VIEW
- DRY BALCONY
- STYLISH FRENCH WINDOWS
- MODULAR KITCHEN
- INTERCOM FACILITY
- MARBONITE FLOORING IN ALL ROOMS
- BATHROOMS WITH BRANDED SANITARY WARE
- PIPED GAS
- DESIGNER FALSE CEILING
- SOLAR WATER HEATING
- AMPLE ELECTRICAL POINTS WITH MODULAR SWITCHES
- PROVISION FOR INVERTER
- WATER PURIFIERS

INTERNAL AMENITIES



Project Architect: Shashi Deshmukh & Associates | Landscape Architect: Metadesign Architects Pvt. Ltd.
RCC Consultant: Epicons Consultant India Pvt. Ltd. | Solicitor & Advocate: Pravin Veera & Co.

H.O. Address: 310, Atlantic Commercial Tower, R.B. Mehta Marg, Above Vodafone Gallery, Ghatkopar (E), Mumbai - 400 077.

Site Address: Near Hypercity Mall, Behind Jain Temple, Owala, Off Ghodbunder Road, Thane (W) | **Contact: 6564 7020 / 80803 57020** | E-mail: elita@dedhiagroup.com

Disclaimer: All specifications, drawings, amenities, facilities, parameters, etc., shown in this brochure are subject to change as per the approval from the respective authorities. The final discretion remains with the developers.