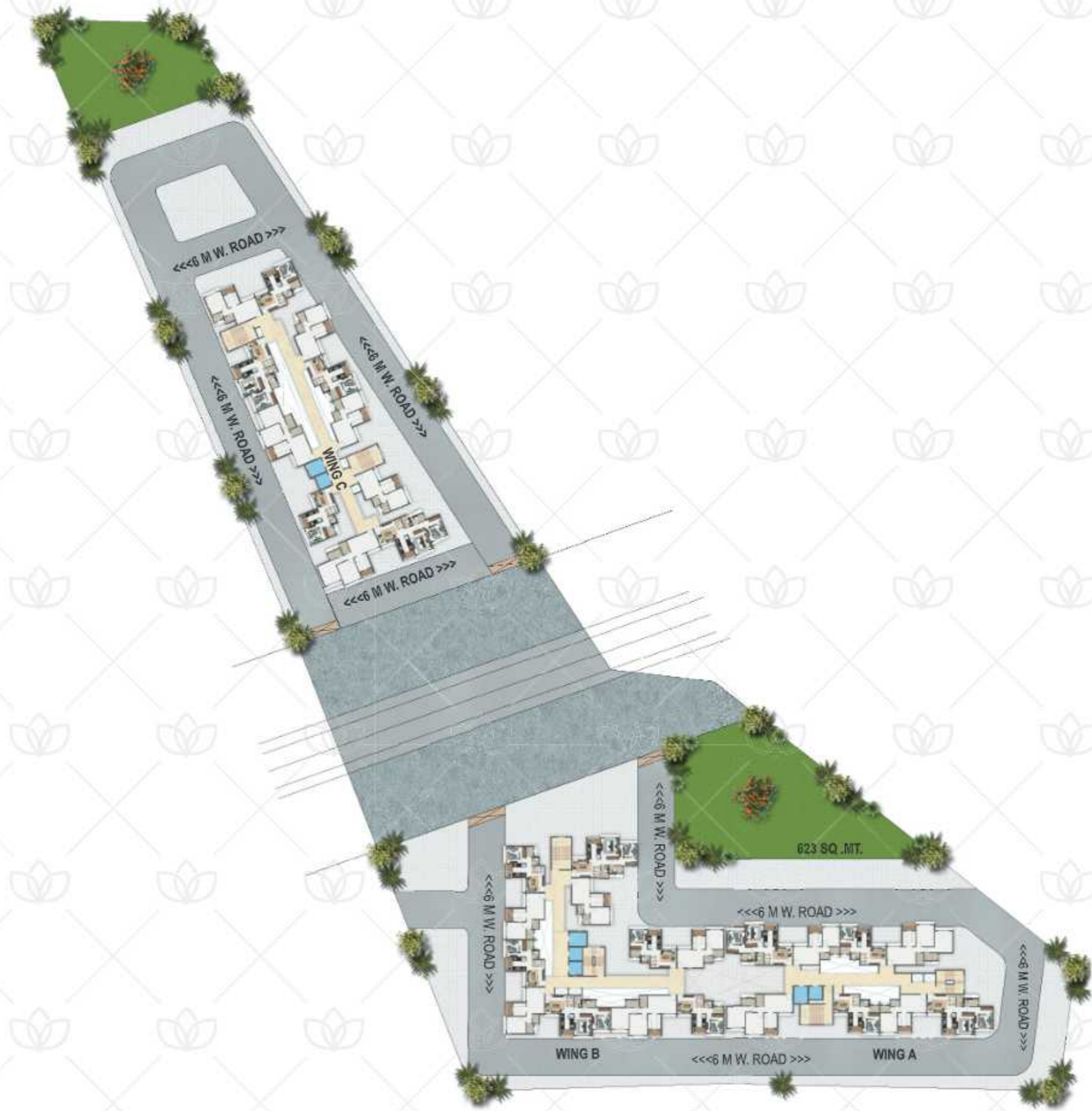
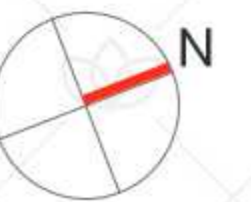


## MASTER PLAN - TYPICAL FLOOR



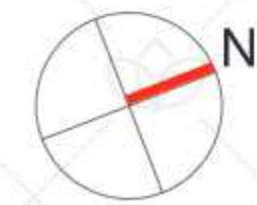
## MASTER PLAN - STILT FLOOR



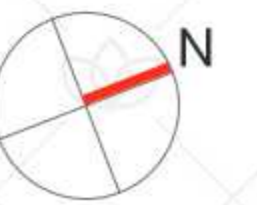
## LEGENDS

- 01 Reflexology Path
- 02 Box Cricket
- 03 Graphics Wall
- 04 Open Air Gym
- 05 Senior Citizen Corner
- 06 Chit Chat Corner
- 07 Amphitheatre with Lights
- 08 1.2 Mtr. Wide Walkway
- 09 Sit-out Area
- 10 Pebbled Pathway
- 11 Garden
- 12 0.9 Mtr. Wide Foothpath
- 13 Party Hall
- 14 Party Lawn
- 15 Sit-outs
- 16 Clubhouse
- 17 Kids Play Area with Epdm Flooring
- 18 1.2 Mtr. Wide Pathway
- 19 Umbrella Covered Sand Pits for Kids
- 20 18 Mtr. Wide Cycling Track

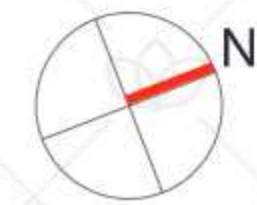
### CLUBHOUSE - GROUND FLOOR



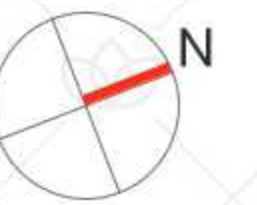
### CLUBHOUSE - FIRST FLOOR



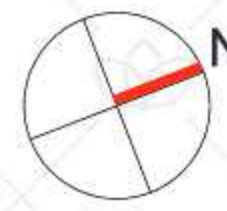
**TYPICAL 1<sup>ST</sup> TO 7<sup>TH</sup> & 9<sup>TH</sup> TO 11<sup>TH</sup> FLOOR PLAN - BUILDING NO.1 (WING A)**



**8<sup>TH</sup> REFUGE FLOOR PLAN - BUILDING NO.1 (WING A)**



**TYPICAL 1<sup>ST</sup> TO 7<sup>TH</sup> & 9<sup>TH</sup> TO 11<sup>TH</sup> FLOOR PLAN - BUILDING NO.1 (WING B)**



**8<sup>TH</sup> REFUGE FLOOR PLAN - BUILDING NO.1 (WING B)**



## BUILDING NO. 2 (WING C) GROUND FLOOR - COMMERCIAL



## 1<sup>ST</sup> FLOOR PLAN - BUILDING NO.2 (WING C)



**TYPICAL 2<sup>ND</sup> TO 7<sup>TH</sup> & 9<sup>TH</sup> TO 11<sup>TH</sup> FLOOR PLAN - BUILDING NO.2 (WING C)**



**8<sup>TH</sup> REFUGE FLOOR PLAN - BUILDING NO.2 (WING C)**



**UNIT PLAN - 1 BHK**



**UNIT PLAN - 2 BHK - TYPE - 1**

